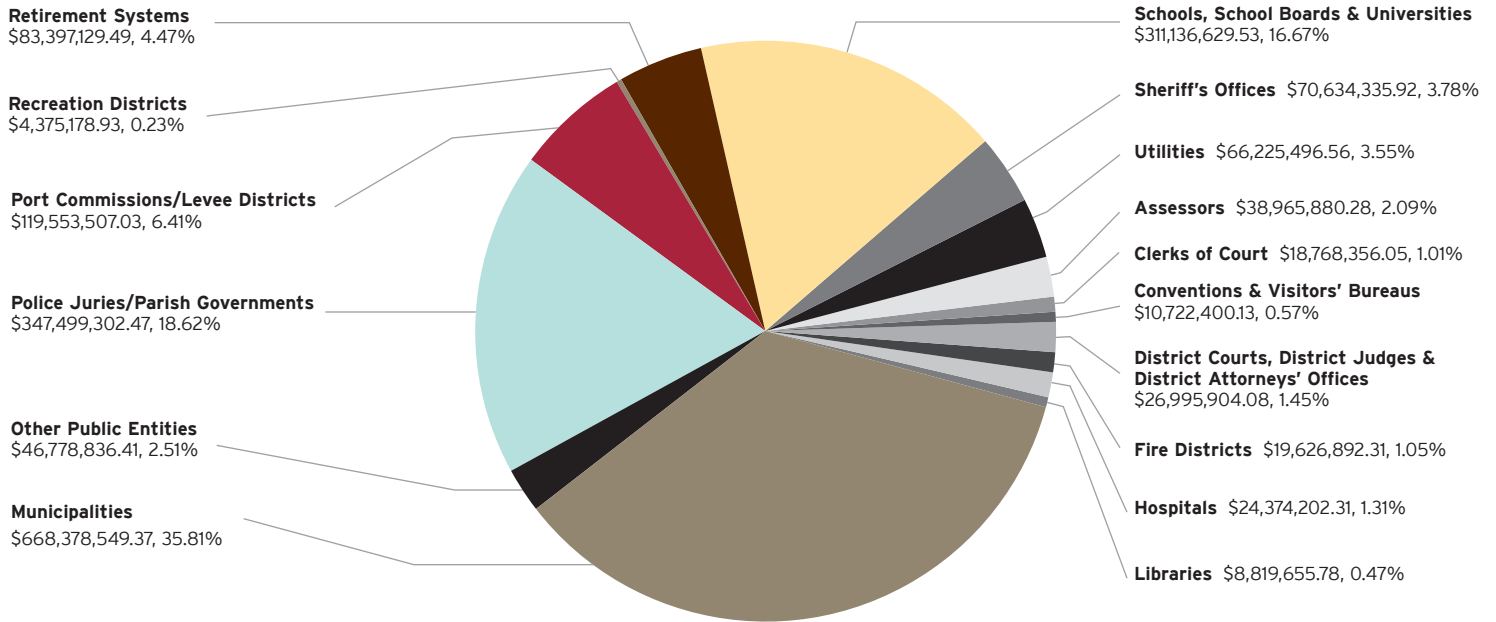
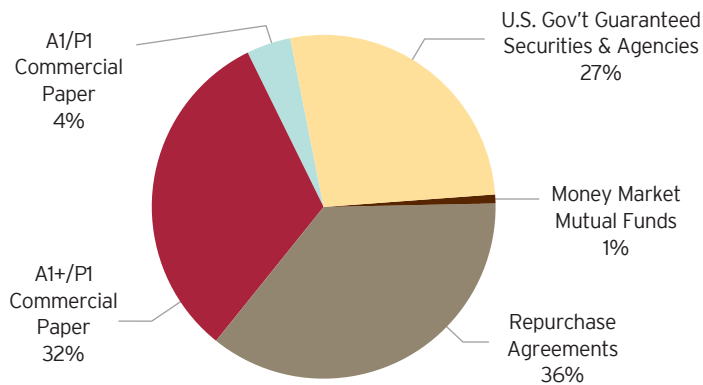


Participant Breakdown

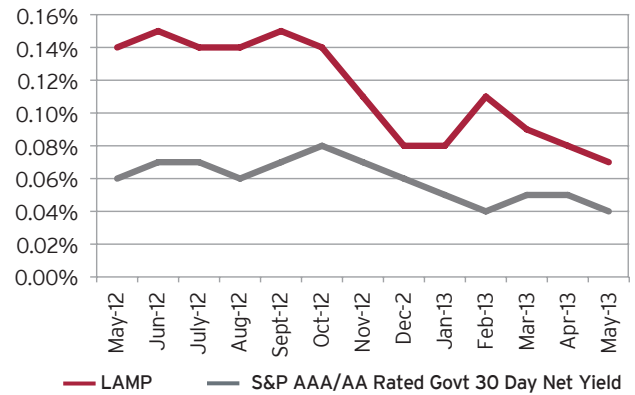


Portfolio Composition



LAMP vs S&P AAA/AA GIP*

(30 Day Avg Yields)



Month	Avg Daily Yields	WAM (to Reset)	NAV	Month Ending Net Assets
Feb-13	0.10%	49 days	1.00	\$1,897,638,782
Mar-13	0.09%	59 days	1.00	\$1,879,007,349
Apr-13	0.08%	56 days	1.00	\$1,847,371,186
May-13	0.06%	52 days	1.00	\$1,866,252,257



**Louisiana
Asset
Management
Pool, Inc.**

LAMP, Inc.
228 St. Charles Avenue, Suite 1123
New Orleans, LA 70130
800-272-8162
www.lampool.com

