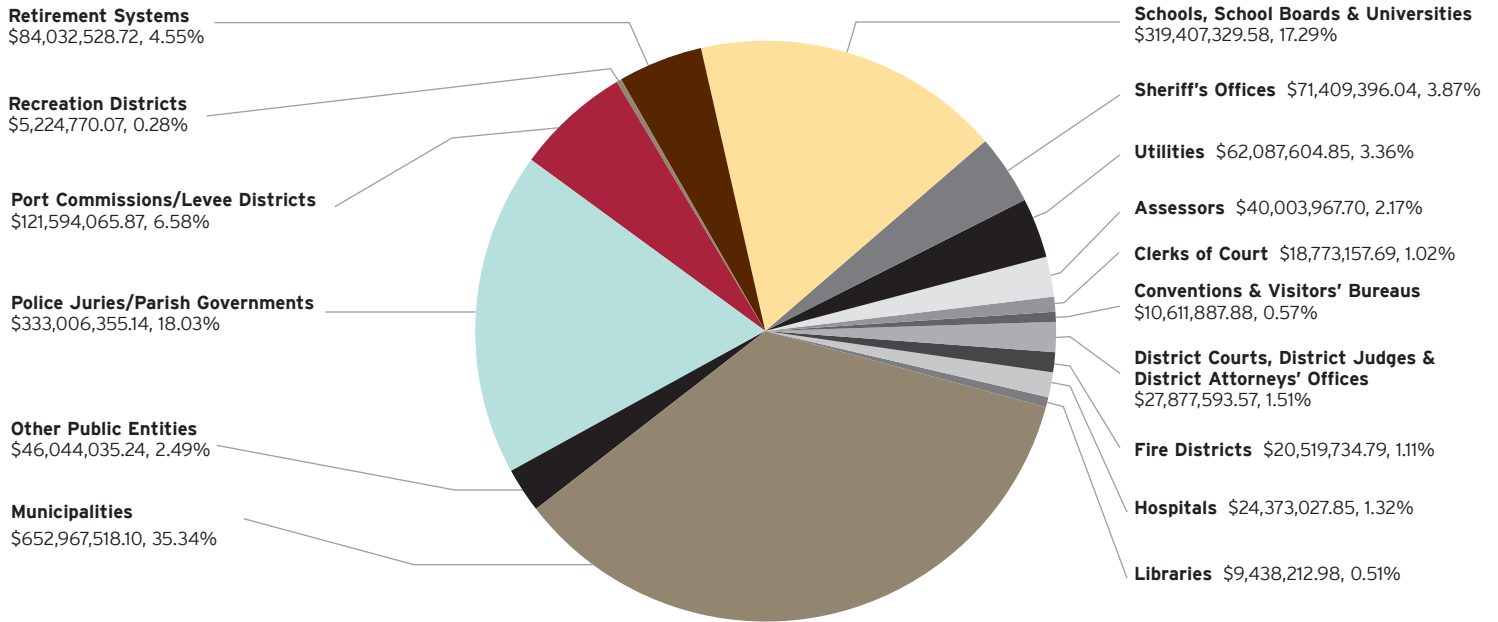
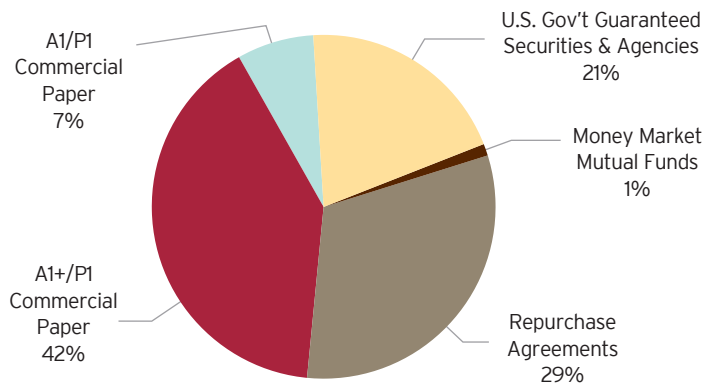


### Participant Breakdown

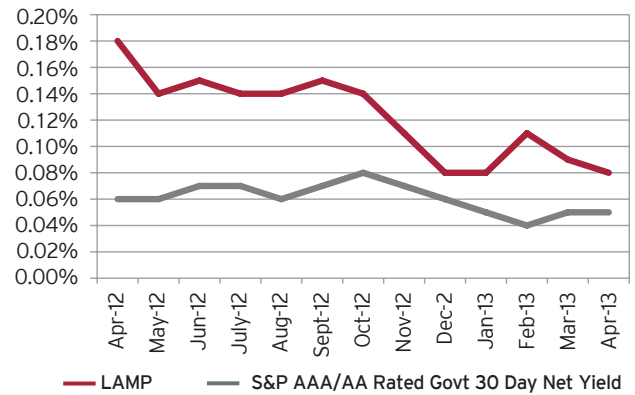


### Portfolio Composition



### LAMP vs S&P AAA/AA GIP\*

(30 Day Avg Yields)



| Month  | Avg Daily Yields | WAM (to Reset) | NAV  | Month Ending Net Assets |
|--------|------------------|----------------|------|-------------------------|
| Jan-13 | 0.09%            | 51 days        | 1.00 | \$1,864,146,012         |
| Feb-13 | 0.10%            | 49 days        | 1.00 | \$1,897,638,782         |
| Mar-13 | 0.09%            | 59 days        | 1.00 | \$1,879,007,349         |
| Apr-13 | 0.08%            | 56 days        | 1.00 | \$1,847,371,186         |



**Louisiana  
Asset  
Management  
Pool, Inc.**

**LAMP, Inc.**  
228 St. Charles Avenue, Suite 1123  
New Orleans, LA 70130  
800-272-8162  
www.lampool.com

