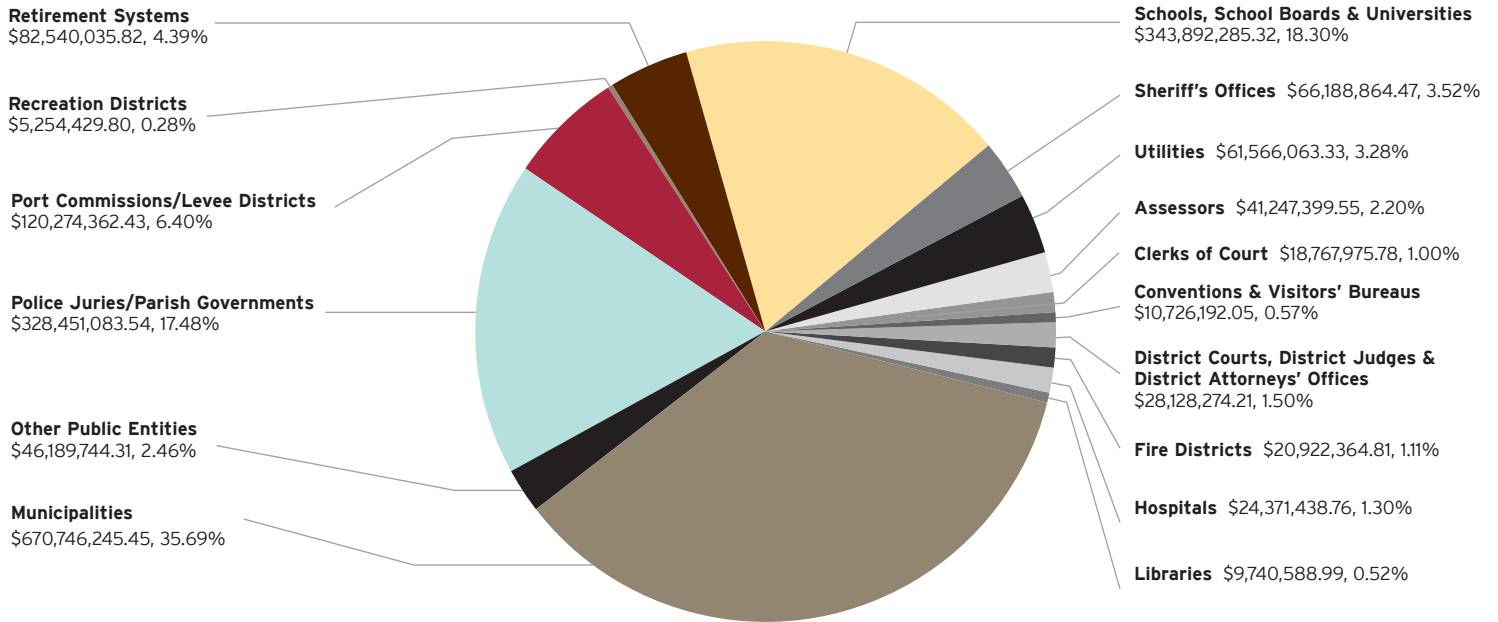
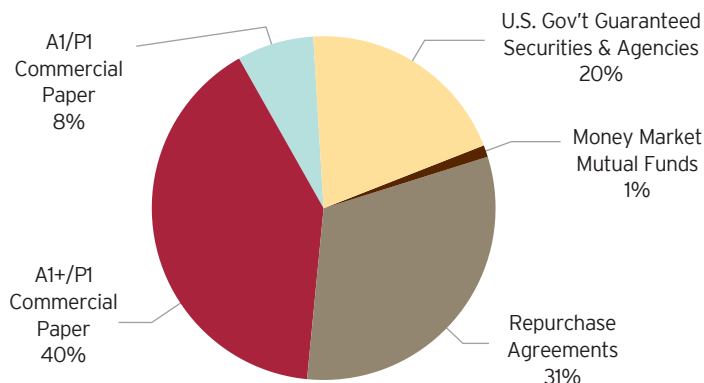


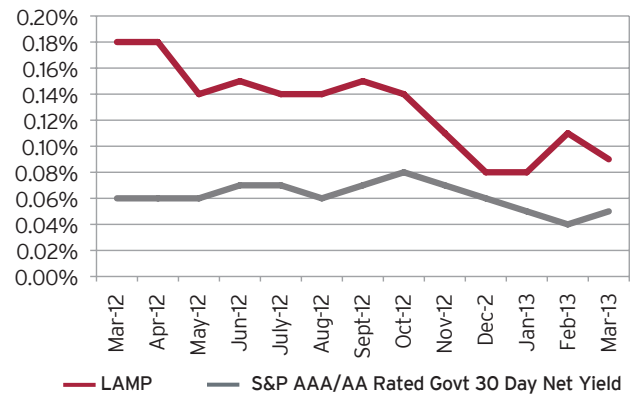
Participant Breakdown



Portfolio Composition



LAMP vs S&P AAA/AA GIP* (30 Day Avg Yields)



Month	Avg Daily Yields	WAM (to Reset)	NAV	Month Ending Net Assets
Dec-12	0.08%	51 days	1.00	\$1,758,176,683
Jan-13	0.09%	51 days	1.00	\$1,864,146,012
Feb-13	0.10%	49 days	1.00	\$1,897,638,782
Mar-13	0.09%	59 days	1.00	\$1,879,007,349



**Louisiana
Asset
Management
Pool, Inc.**

LAMP, Inc.
228 St. Charles Avenue, Suite 1123
New Orleans, LA 70130
800-272-8162
www.lamppool.com



Data unaudited. Returns quoted are net of fees. Performance includes the reinvestment of dividends. Rates can vary over time. *The benchmark, the S&P AAA/AA Rated Govt 30 Day Net Yield Index, is an unmanaged market index representative of the LGIP universe. Past performance is no guarantee of future results. Please visit the LAMP web site at www.lamppool.com.