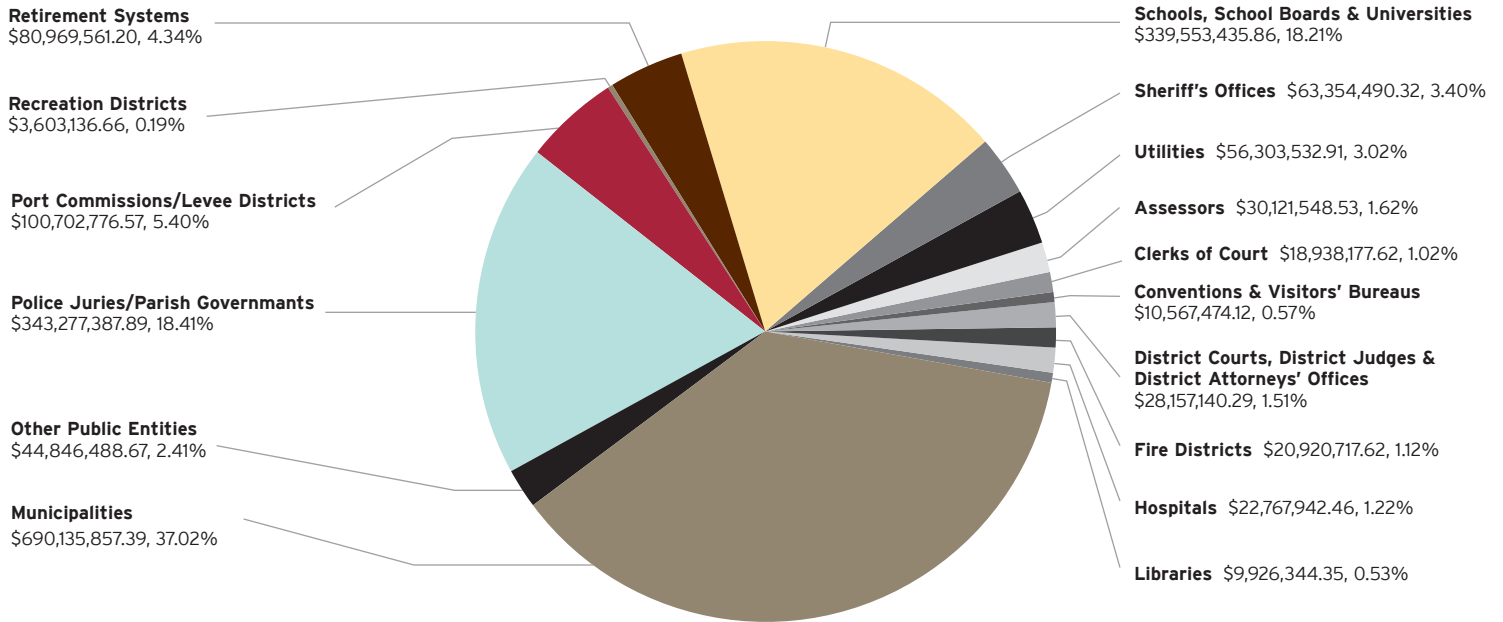
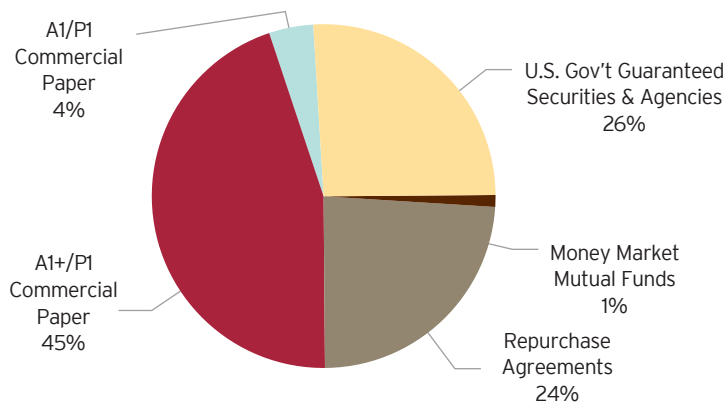


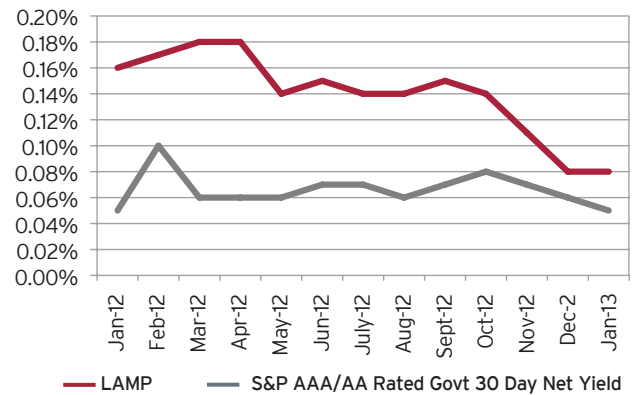
Participant Breakdown



Portfolio Composition



LAMP vs S&P AAA/AA GIP* (30 Day Avg Yields)



Month	Avg Daily Yields	WAM (to Reset)	NAV	Month Ending Net Assets
Oct-12	0.14%	47 days	1.00	\$1,771,615,975
Nov-12	0.11%	52 days	1.00	\$1,649,732,821
Dec-12	0.08%	51 days	1.00	\$1,758,176,683
Jan-13	0.09%	51 days	1.00	\$1,864,146,012



**Louisiana
Asset
Management
Pool, Inc.**

LAMP, Inc.
228 St. Charles Avenue, Suite 1123
New Orleans, LA 70130
800-272-8162
www.lamppool.com

