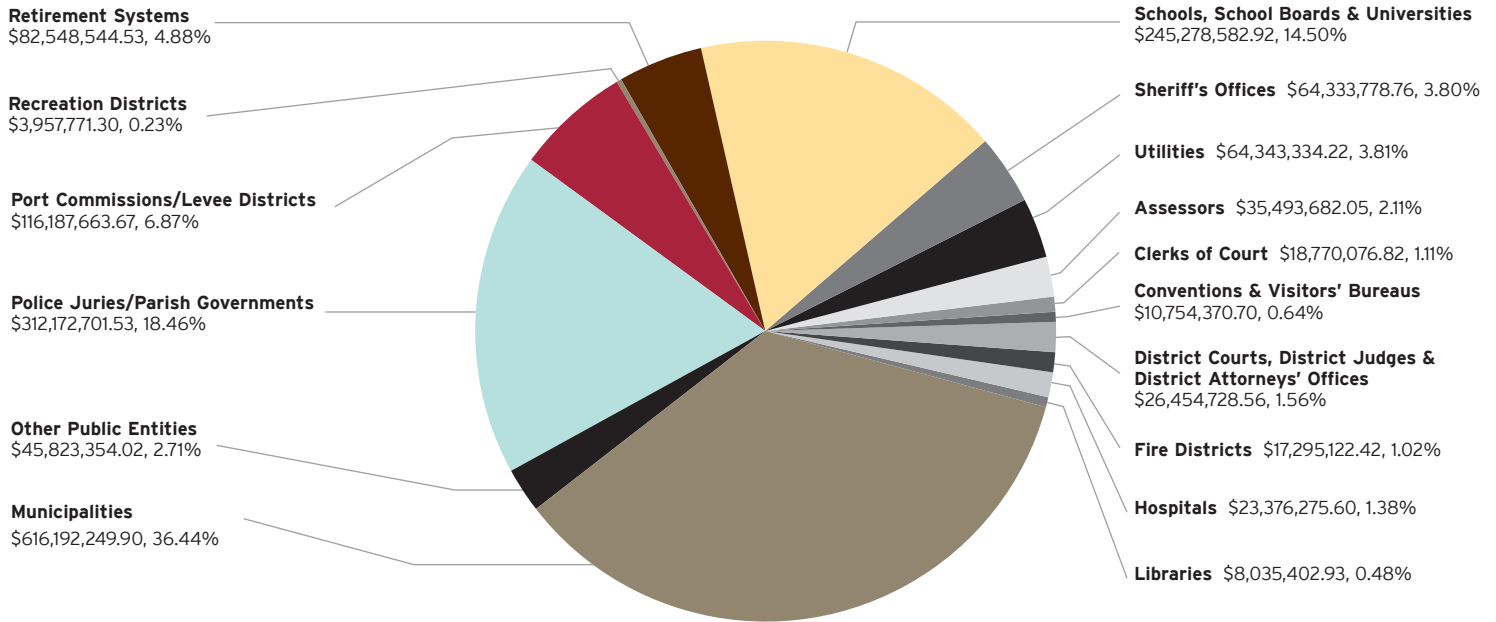
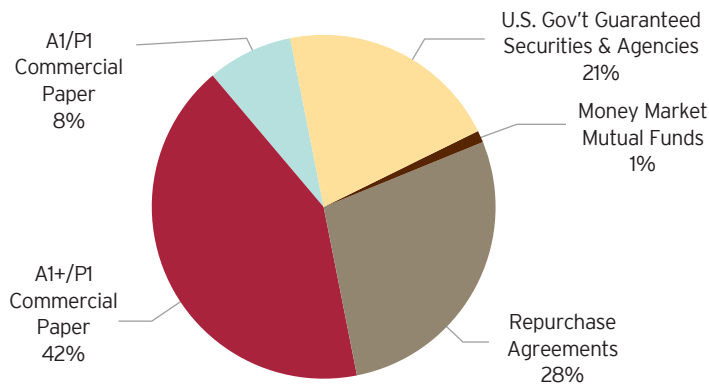


### Participant Breakdown

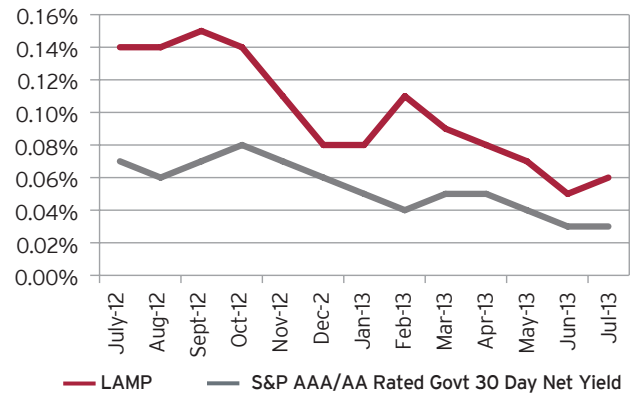


### Portfolio Composition



### LAMP vs S&P AAA/AA GIP\*

(30 Day Avg Yields)



Month	Avg Daily Yields	WAM (to Reset)	NAV	Month Ending Net Assets
Apr-13	0.08%	56 days	1.00	\$1,847,371,186
May-13	0.06%	52 days	1.00	\$1,866,252,257
Jun-13	0.05%	58 days	1.00	\$1,775,601,415
Jul-13	0.05%	58 days	1.00	\$1,691,137,951



**Louisiana  
Asset  
Management  
Pool, Inc.**

**LAMP, Inc.**  
228 St. Charles Avenue, Suite 1123  
New Orleans, LA 70130  
800-272-8162  
www.lamppool.com

